

TECH CORNER

**TRAVELERS** SHOP NOW

Traveler controls must be powerful enough to move the car easily under load and lead to a position where crew can conveniently operate them. Smaller boats usually position controls so the helmsman can make adjustments. Larger boats position controls for the mainsheet trimmer.

**Standard Boat Length:\***

Small Boat: 22' - 28' (6.7 - 8.5 m)

Midrange: 29' - 34' (8.8 - 10.4 m)

Big Boat: 35' - 42' (10.7 - 12.8 m)

\*Refer to Traveler Use Chart (PDF) for in-depth specifications by boat type.

	Small Boat	Mid-range	Big Boat
<b>HARKEN PART NUMBER</b>			

**System 1**

A	2734	—	—
B	2720	—	—
	2721	—	—
C	073	—	—

**System 2**

A	2744	—	—
	2745	—	—
	2746	—	—
B	2740	—	—
C	2720	—	—
	2721	—	—

**System 3**

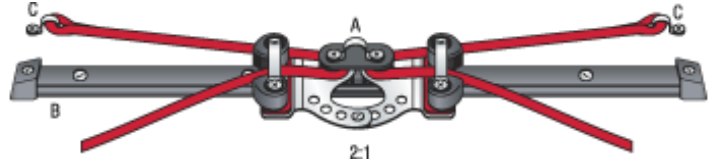
A	—	1635	3176
		1636	3177
			3178
			3179
B	—	1631	3168
C	—	1616	3154
			3156

**System 4**

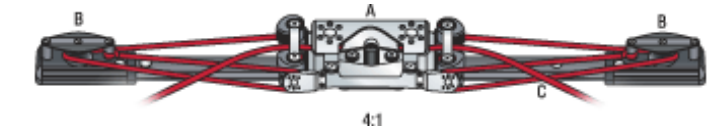
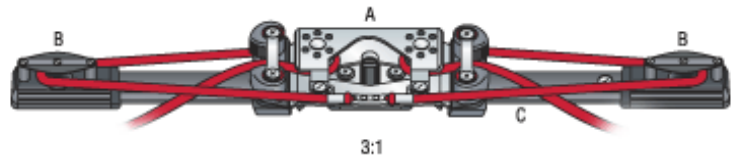
A	2728	—	—
	2736	—	—
B	137	—	—
	073	—	—
	201	—	—
	282	—	—
C	2720	—	—
	2721	—	—
D	150	—	—
	365	—	—

**System 5**

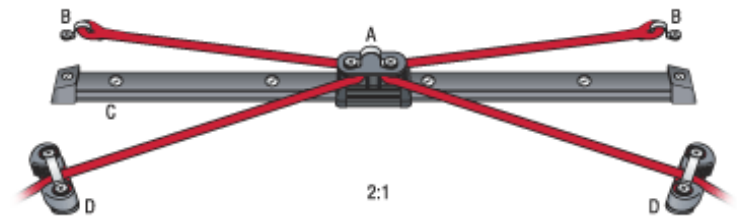
A	2730	1624	—
	2731	1625	—
	2735	—	—
B	348	348	—
	351	2650	—
C	2743	1633	—



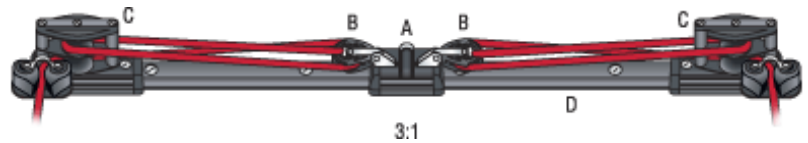
**System 1:** The cleats are on adjustable arms so they can be angled to suit your boat. Flush deck boats face the cleats down the length of the track, while boats with seat backs angle the cleats aft.



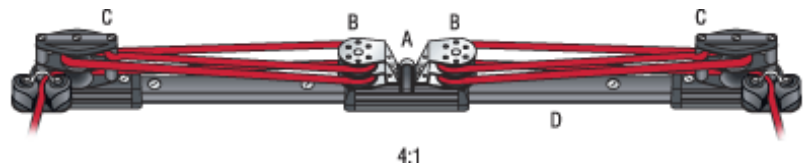
**Systems 2 & 3:** A patented slider mechanism allows cars to be pulled to windward without releasing the leeward control line. When the boat tacks, the cars stays in place and can be pulled to the new windward side, again without releasing the leeward control line.



**System 4:** Popular on flush deck boats like the J/24 where the crew sits outboard of the traveler.



**System 5:** A system with cleats on the track is popular on boats under 35' (10.67 m).



**System 6:** The most popular system on moderately sized cruising and racing boats is a 4:1 tackle with the control blocks and cleats mounted on the track ends.



BLOCKS

COMPLEMENTARY  
HARDWARE

HEADSAIL HANDLING

MAINSAIL HANDLING

TRAVELERS

WINCHES

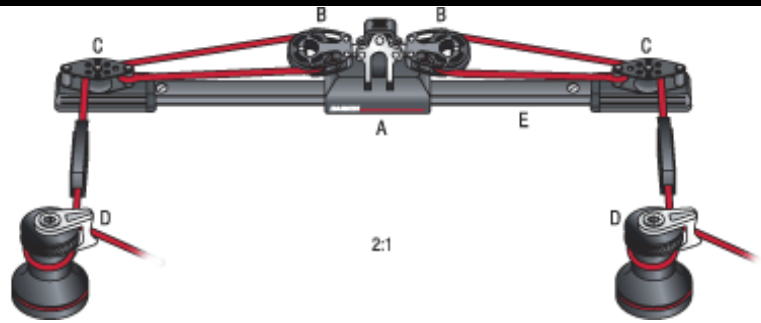
CANVAS

HOISTER

SAILING GEAR

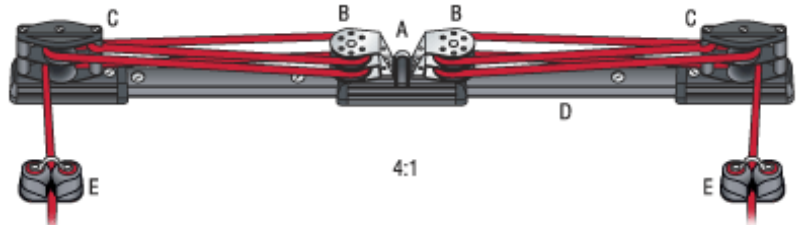
Search Help

D	2720	1616	
	2721	1618	
<b>System 6</b>			
A	2726	1624	3163
	2727	1625	3165
	2730		
	2731		
B	084	1515	1515
	342		1799
	127		1845
	2638		
C	2743	1633	3170
D	2720	1616	3154
	2721	1618	3156
			3162



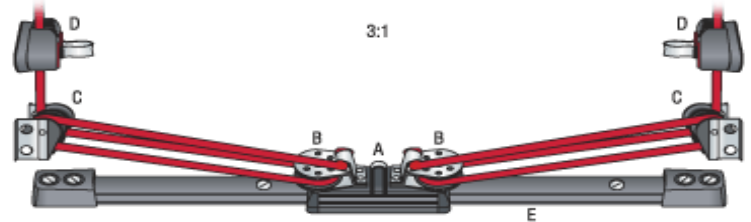
**System 7:** Install this system on big boats when winches are used to adjust the traveler.

<b>System 7</b>			
A	—	—	3074
B	—	—	1950
C	—	—	3173
D	—	—	44.2ST
E	—	—	3079



**System 8:** If the traveler is mounted ahead of the companionway, place the cleats at the aft edge of the cabin house.

<b>System 8</b>			
A	2726	1508	515
	2727	1509	558
	2730		
	2731		
B	084	1515	1515
	342	1845	1799
	127		
	2638		
C	2742	1519 (2)	563
D	2720	1616	560
	2721	1618	758
			1846
			1847
E	338	150	150
	423	365	365
	150		
	365		

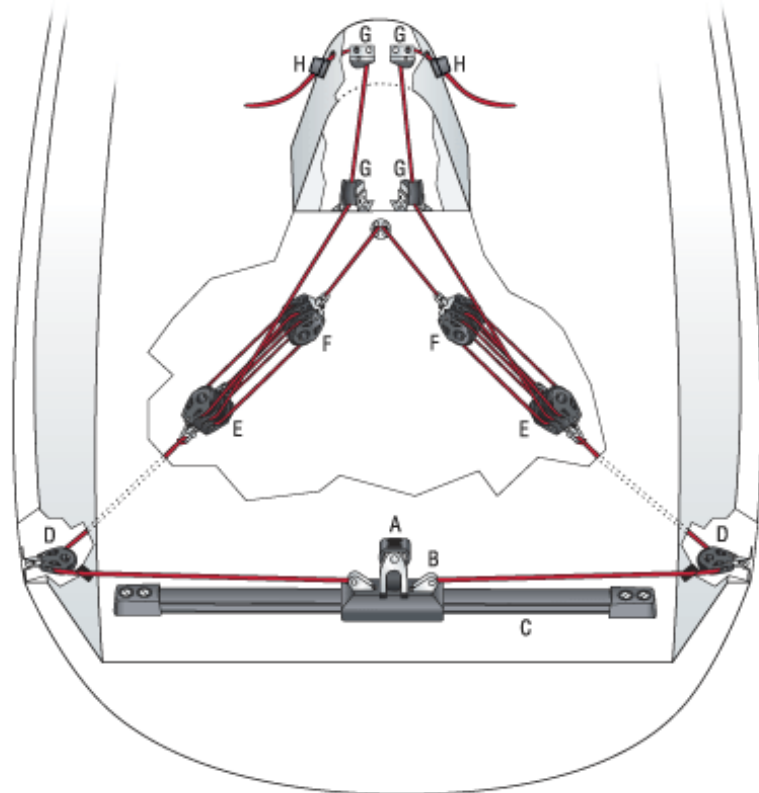


**System 9:** On boats where the crew sits on the coaming above the traveler, the control lines lead up the cockpit sides to a cleat.

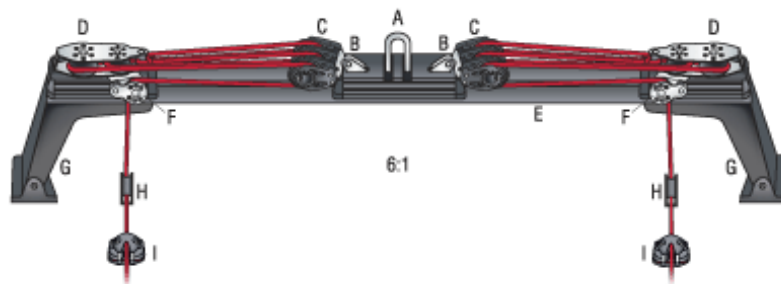
<b>System 9</b>			
A	2726	1508	515
	2727	1509	558
	2730		
	2731		
B	083	1514	1514
	169		1799
	341		
	2637		
C	220	220	223
		223	1986
D	338	150	150
	150	365	
	423		
	365		
E	2720	1616	560
	2721	1618	758
			1846
			1847

<b>System 10</b>			
A	—	—	1928
			1929
B	—	—	1512
			659
C	—	—	758
			1846
D	—	—	1950
			1958

E	—	—	2605
F	—	—	2604
G	—	—	096 222
H	—	—	150
<b>System 11</b>			
A	—	—	515 558
B	—	—	1512 659
C	—	—	2640
D	—	—	563 1893
E	—	—	560
F	—	—	1892 1985
G	—	—	1849
H	—	—	222 1986
I	—	—	1988 150



**System 10:** Many modern race boats clean up the deck by running the traveler tackle below. Popular on boats like the Farr 40, this system has a 6:1 purchase exiting at a central control pod forward of the wheel or tiller. From here, the mainsheet trimmer can easily adjust the traveler from where he is seated.



**System 11:** This system can be used with a dodger. Triple control blocks are designed for 6:1 traveler controls.